







































36 200m Freestyle Men Heat


































Official

Total



Rank	Competitor	Age	Club	RT	PTS	Result	
1	 Kevin Zhang	18	 Roskill Swimming Club	0.65		1:46.85 Entry: 1:48.62 -1.77	Q
	25m: 11.57 50m: 24.39 (12.82) 75m: 37.99 (13.60) 100m: 51.49 (13.50) 125m: 1:05.41 (13.92) 150m: 1:19.28 (13.87) 175m: 1:33.09 (13.81) 200m: 1:46.85 (13.76)						
2	 Lewis Clareburt	26	 Club 37	0.69		1:47.02 Entry: 1:43.21 +3.81	Q
	25m: 11.55 50m: 24.54 (12.99) 75m: 37.82 (13.28) 100m: 51.39 (13.57) 125m: 1:05.17 (13.78) 150m: 1:19.18 (14.01) 175m: 1:33.30 (14.12) 200m: 1:47.02 (13.72)						
3	 Oscar Kreuzberger (V)	18	 Swimming New South Wales Aus	0.68		1:48.36 Entry: 1:48.47 -0.11	Q
	25m: 11.99 50m: 25.59 (13.60) 75m: 39.24 (13.65) 100m: 53.01 (13.77) 125m: 1:06.65 (13.64) 150m: 1:20.61 (13.96) 175m: 1:34.45 (13.84) 200m: 1:48.36 (13.91)						
4	 Cameron Gray	22	 United Swimming Club	0.67		1:48.41 Entry: 1:45.54 +2.87	Q
	25m: 11.26 50m: 24.09 (12.83) 75m: 37.39 (13.30) 100m: 50.60 (13.21) 125m: 1:05.45 (14.85) 150m: 1:19.87 (14.42) 175m: 1:34.67 (14.80) 200m: 1:48.41 (13.74)						
5	 Brendan Visser	19	 Coast Swimming Club	0.69		1:48.59 Entry: 1:49.02 -0.43	Q
	25m: 11.71 50m: 24.95 (13.24) 75m: 38.59 (13.64) 100m: 52.40 (13.81) 125m: 1:06.37 (13.97) 150m: 1:20.56 (14.19) 175m: 1:34.87 (14.31) 200m: 1:48.59 (13.72)						
6	 Igor Russanov	18	 Coast Swimming Club	0.74		1:49.16 Entry: 1:49.20 -0.04	Q
	25m: 11.88 50m: 25.21 (13.33) 75m: 38.74 (13.53) 100m: 52.51 (13.77) 125m: 1:06.36 (13.85) 150m: 1:20.55 (14.19) 175m: 1:34.84 (14.29) 200m: 1:49.16 (14.32)						
7	 Grayson Coulter	13	 North Shore Swimming Club	0.65		1:49.18 ^{13yrs NZR} Entry: 1:49.65 -0.47	Q
	25m: 11.77 50m: 24.98 (13.21) 75m: 38.61 (13.63) 100m: 52.70 (14.09) 125m: 1:06.76 (14.06) 150m: 1:21.06 (14.30) 175m: 1:35.15 (14.09) 200m: 1:49.18 (14.03)						
8	 Luke Higgs (V)	17	 Swimming New South Wales Aus	0.69		1:49.34 Entry: 1:49.11 +0.23	Q
	25m: 12.22 50m: 25.83 (13.61) 75m: 39.70 (13.87) 100m: 53.48 (13.78) 125m: 1:07.30 (13.82) 150m: 1:21.31 (14.01) 175m: 1:35.33 (14.02) 200m: 1:49.34 (14.01)						
9	 Sam Brown	21	 Coast Swimming Club	0.68		1:49.39 Entry: 1:49.70 -0.31	Q
	25m: 12.01 50m: 25.65 (13.64) 75m: 39.56 (13.91) 100m: 53.49 (13.93) 125m: 1:07.22 (13.73) 150m: 1:21.31 (14.09) 175m: 1:35.60 (14.29) 200m: 1:49.39 (13.79)						
10	 Larn Hamblyn-Ough	19	 Coast Swimming Club	0.73		1:49.50 Entry: 1:54.04 -4.54	Q
	25m: 12.03 50m: 25.45 (13.42) 75m: 39.58 (14.13) 100m: 53.90 (14.32) 125m: 1:07.63 (13.73) 150m: 1:21.71 (14.08) 175m: 1:35.95 (14.24) 200m: 1:49.50 (13.55)						
11	 Louis Clark	24	 North Shore Swimming Club	0.75		1:49.85 Entry: 1:47.33 +2.52	Q
	25m: 11.94 50m: 25.30 (13.36) 75m: 38.97 (13.67) 100m: 53.19 (14.22) 125m: 1:07.43 (14.24) 150m: 1:21.74 (14.31) 175m: 1:36.01 (14.27) 200m: 1:49.85 (13.84)						
12	 Ryan Peck	19	 Club 37	0.67		1:49.96 Entry: 1:49.40 +0.56	Q
	25m: 12.08 50m: 25.48 (13.40) 75m: 39.01 (13.53) 100m: 52.96 (13.95) 125m: 1:07.06 (14.10) 150m: 1:21.60 (14.54) 175m: 1:36.01 (14.41) 200m: 1:49.96 (13.95)						
13	 Orlando Hardie	17	 Hamilton Aquatics	0.65		1:51.93 Entry: 1:51.42 +0.51	Q
	25m: 11.49 50m: 24.84 (13.35) 75m: 38.75 (13.91) 100m: 52.65 (13.90) 125m: 1:07.15 (14.50) 150m: 1:22.10 (14.95) 175m: 1:37.21 (15.11) 200m: 1:51.93 (14.72)						
14	 Rui Hou	16	 Roskill Swimming Club	0.69		1:52.21 Entry: 1:53.71 -1.50	Q
	25m: 11.85 50m: 25.69 (13.84) 75m: 39.99 (14.30) 100m: 54.81 (14.82) 125m: 1:09.89 (15.08) 150m: 1:24.57 (14.68) 175m: 1:38.77 (14.20) 200m: 1:52.21 (13.44)						
15	 Braden Fyneman (V)	18	 UWA-West Coast Swimming Club	0.71		1:52.42 Entry: 1:54.90 -2.48	Q
	25m: 12.45 50m: 26.09 (13.64) 75m: 40.10 (14.01) 100m: 54.44 (14.34) 125m: 1:09.05 (14.61) 150m: 1:23.80 (14.75) 175m: 1:38.27 (14.47) 200m: 1:52.42 (14.15)						
16	 Liam Curling	16	 Coast Swimming Club	0.65		1:53.16 Entry: 1:56.76 -3.60	Q
	25m: 11.75 50m: 24.93 (13.18) 75m: 38.99 (14.06) 100m: 53.30 (14.31) 125m: 1:08.05 (14.75) 150m: 1:22.91 (14.86) 175m: 1:37.98 (15.07) 200m: 1:53.16 (15.18)						
17	 Nemanja Markovic	17	 North Shore Swimming Club	0.64		1:53.17 Entry: 1:52.93 +0.24	Q
	25m: 11.88 50m: 25.49 (13.61) 75m: 39.38 (13.89) 100m: 53.65 (14.27) 125m: 1:08.16 (14.51) 150m: 1:23.42 (15.26) 175m: 1:38.57 (15.15) 200m: 1:53.17 (14.60)						
18	 Luke Jackson	18	 North Shore Swimming Club	0.76		1:53.31 Entry: 1:56.78 -3.47	Q
	25m: 12.43 50m: 25.77 (13.34) 75m: 39.94 (14.17) 100m: 54.42 (14.48) 125m: 1:09.03 (14.61) 150m: 1:23.97 (14.94)						



175m: 1:38.88 (14.91) 200m: 1:53.31 (14.43)



19	 Soeren Wells	16  Wharenui Swim Club	0.73	1:53.39 Entry: 1:54.16 -0.77	Q
	25m: 12.47 50m: 26.46 (13.99) 75m: 40.79 (14.33) 100m: 55.50 (14.71) 125m: 1:10.04 (14.54) 150m: 1:24.41 (14.37) 175m: 1:39.04 (14.63) 200m: 1:53.39 (14.35)				
20	 Charlie Dickison	15  Nga Tai Tuatea a Taraika Swimm	0.69	1:53.43 Entry: 1:53.78 -0.35	Q
	25m: 12.31 50m: 25.95 (13.64) 75m: 39.96 (14.01) 100m: 54.28 (14.32) 125m: 1:08.64 (14.36) 150m: 1:23.51 (14.87) 175m: 1:38.62 (15.11) 200m: 1:53.43 (14.81)				
21	 Fraser Walker	17  United Swimming Club	0.83	1:54.04 Entry: 1:48.71 +5.33	Q
	25m: 12.26 50m: 25.74 (13.48) 75m: 39.81 (14.07) 100m: 54.07 (14.26) 125m: 1:08.60 (14.53) 150m: 1:23.64 (15.04) 175m: 1:39.09 (15.45) 200m: 1:54.04 (14.95)				
22	 Corben Powell (V)	19  South Australia	0.67	1:54.19 Entry: 1:54.95 -0.76	Q
	25m: 12.68 50m: 26.71 (14.03) 75m: 41.12 (14.41) 100m: 55.74 (14.62) 125m: 1:10.64 (14.90) 150m: 1:25.75 (15.11) 175m: 1:40.47 (14.72) 200m: 1:54.19 (13.72)				
23	 William Ison (V)	14  Nepean Swim Club NSW	0.76	1:54.84 Entry: 1:54.66 +0.18	Q
	25m: 12.78 50m: 26.71 (13.93) 75m: 41.31 (14.60) 100m: 56.17 (14.86) 125m: 1:11.17 (15.00) 150m: 1:26.30 (15.13) 175m: 1:41.19 (14.89) 200m: 1:54.84 (13.65)				
24	 Curtis Mellsop	22  Nga Tai Tuatea a Taraika Swimm	0.70	1:54.95 Entry: 1:55.39 -0.44	Q
	25m: 12.42 50m: 26.42 (14.00) 75m: 40.75 (14.33) 100m: 55.29 (14.54) 125m: 1:10.08 (14.79) 150m: 1:25.14 (15.06) 175m: 1:40.27 (15.13) 200m: 1:54.95 (14.68)				
25	 Hunter Lloyd	17  Raumati Swimming Club	0.64	1:55.04 Entry: 1:54.01 +1.03	Q
	25m: 12.10 50m: 25.79 (13.69) 75m: 40.07 (14.28) 100m: 54.63 (14.56) 125m: 1:09.48 (14.85) 150m: 1:24.74 (15.26) 175m: 1:40.05 (15.31) 200m: 1:55.04 (14.99)				
26	 Neo Ulrich	17  St Paul's Swimming Club	0.71	1:55.18 Entry: 1:54.20 +0.98	Q
	25m: 12.03 50m: 25.89 (13.86) 75m: 39.80 (13.91) 100m: 54.25 (14.45) 125m: 1:08.84 (14.59) 150m: 1:24.14 (15.30) 175m: 1:39.71 (15.57) 200m: 1:55.18 (15.47)				
27	 William LeRoy (V)	21  Club 37	0.72	1:55.23 Entry: 1:49.45 +5.78	Q
	25m: 12.66 50m: 26.23 (13.57) 75m: 40.03 (13.80) 100m: 54.11 (14.08) 125m: 1:08.95 (14.84) 150m: 1:24.26 (15.31) 175m: 1:40.08 (15.82) 200m: 1:55.23 (15.15)				
28	 Joel Verran	19  Wharenui Swim Club	0.74	1:55.24 Entry: 1:52.76 +2.48	Q
	25m: 12.46 50m: 26.41 (13.95) 75m: 40.46 (14.05) 100m: 54.95 (14.49) 125m: 1:09.69 (14.74) 150m: 1:25.00 (15.31) 175m: 1:40.30 (15.30) 200m: 1:55.24 (14.94)				
29	 Aidan Taylor	16  Howick Pakuranga	0.69	1:55.86 Entry: 1:57.77 -1.91	Q
	25m: 12.68 50m: 26.45 (13.77) 75m: 40.64 (14.19) 100m: 55.09 (14.45) 125m: 1:09.80 (14.71) 150m: 1:25.06 (15.26) 175m: 1:40.57 (15.51) 200m: 1:55.86 (15.29)				
30	 Alfie Weatherston Harvey	17  Kiwi ASC	0.62	1:55.87 Entry: 1:54.62 +1.25	Q
	25m: 12.22 50m: 26.19 (13.97) 75m: 40.62 (14.43) 100m: 55.58 (14.96) 125m: 1:10.61 (15.03) 150m: 1:25.99 (15.38) 175m: 1:41.06 (15.07) 200m: 1:55.87 (14.81)				
31	 Tyler Lushkott	15  North Shore Swimming Club	0.69	1:55.89 Entry: 1:59.14 -3.25	R1
	25m: 12.57 50m: 26.71 (14.14) 75m: 41.21 (14.50) 100m: 56.34 (15.13) 125m: 1:11.54 (15.20) 150m: 1:26.80 (15.26) 175m: 1:41.68 (14.88) 200m: 1:55.89 (14.21)				
32	 Oscar Greenwood	19  Coast Swimming Club	0.64	1:55.92 Entry: 1:58.72 -2.80	R2
	25m: 12.57 50m: 26.71 (14.14) 75m: 41.46 (14.75) 100m: 56.30 (14.84) 125m: 1:11.14 (14.84) 150m: 1:26.04 (14.90) 175m: 1:41.27 (15.23) 200m: 1:55.92 (14.65)				
33	 Sam Skidmore	16  Trojans Swim Club	0.73	1:55.94 Entry: 1:59.11 -3.17	
	25m: 12.09 50m: 26.02 (13.93) 75m: 40.69 (14.67) 100m: 55.73 (15.04) 125m: 1:10.76 (15.03) 150m: 1:25.97 (15.21) 175m: 1:41.22 (15.25) 200m: 1:55.94 (14.72)				
34	 Alexander Copocean	16  St Paul's Swimming Club	0.67	1:56.45 Entry: 1:55.93 +0.52	
	25m: 12.76 50m: 26.76 (14.00) 75m: 41.10 (14.34) 100m: 55.76 (14.66) 125m: 1:10.47 (14.71) 150m: 1:25.94 (15.47) 175m: 1:41.39 (15.45) 200m: 1:56.45 (15.06)				
35	 Ryleigh McEwan	16  Mt Maunganui Swimming Club	0.64	1:56.56 Entry: 1:57.60 -1.04	
	25m: 12.76 50m: 27.13 (14.37) 75m: 41.95 (14.82) 100m: 56.59 (14.64) 125m: 1:11.37 (14.78) 150m: 1:26.56 (15.19) 175m: 1:41.83 (15.27) 200m: 1:56.56 (14.73)				
36	 Dominic Barton	14  North Shore Swimming Club	0.68	1:56.58 Entry: 1:59.55 -2.97	
	25m: 12.80 50m: 27.38 (14.58) 75m: 42.56 (15.18) 100m: 58.15 (15.59) 125m: 1:12.74 (14.59) 150m: 1:27.28 (14.54) 175m: 1:42.04 (14.76) 200m: 1:56.58 (14.54)				
37	 Taka Sugiyama	18  Kiwi ASC	0.65	1:56.63 Entry: 1:58.31 -1.68	
	25m: 12.73 50m: 26.80 (14.07) 75m: 41.16 (14.36) 100m: 55.93 (14.77) 125m: 1:10.83 (14.90) 150m: 1:26.00 (15.17) 175m: 1:41.53 (15.53) 200m: 1:56.63 (15.10)				



38	 Everett Williams	14	 Matamata Swim Club	0.78	1:56.64 Entry: 1:59.97	-3.33
	25m: 12.49 50m: 26.54 (14.05) 75m: 41.18 (14.64) 100m: 56.21 (15.03) 125m: 1:11.32 (15.11) 150m: 1:26.79 (15.47) 175m: 1:42.11 (15.32) 200m: 1:56.64 (14.53)					
39	 Finn Kelly (V)	15	 Nepean Swim Club NSW	0.76	1:56.67 Entry: 1:56.13	+0.54
	25m: 12.68 50m: 26.58 (13.90) 75m: 41.00 (14.42) 100m: 55.65 (14.65) 125m: 1:10.69 (15.04) 150m: 1:26.02 (15.33) 175m: 1:41.47 (15.45) 200m: 1:56.67 (15.20)					
40	 Declan Broadfoot	15	 Pirates Swim Team	0.75	1:56.74 Entry: 1:55.55	+1.19
	25m: 12.66 50m: 26.73 (14.07) 75m: 41.42 (14.69) 100m: 56.27 (14.85) 125m: 1:11.22 (14.95) 150m: 1:26.53 (15.31) 175m: 1:41.95 (15.42) 200m: 1:56.74 (14.79)					
41	 Vincent Downs-Honey	26	 Club 37	0.65	1:56.85 Entry: 1:58.35	-1.50
	25m: 13.24 50m: 28.09 (14.85) 75m: 42.97 (14.88) 100m: 58.58 (15.61) 125m: 1:13.14 (14.56) 150m: 1:27.81 (14.67) 175m: 1:42.64 (14.83) 200m: 1:56.85 (14.21)					
42	 Daniel Ecclestone	15	 United Swimming Club	0.69	1:56.89 Entry: 1:57.48	-0.59
	25m: 12.56 50m: 26.77 (14.21) 75m: 41.39 (14.62) 100m: 56.20 (14.81) 125m: 1:11.30 (15.10) 150m: 1:26.57 (15.27) 175m: 1:41.99 (15.42) 200m: 1:56.89 (14.90)					
43	 John Park	17	 St Paul's Swimming Club	0.67	1:57.16 Entry: 1:57.03	+0.13
	25m: 12.98 50m: 27.43 (14.45) 75m: 42.12 (14.69) 100m: 57.11 (14.99) 125m: 1:12.01 (14.90) 150m: 1:27.27 (15.26) 175m: 1:42.40 (15.13) 200m: 1:57.16 (14.76)					
44	 Luke Grand (V)	16	 Nepean Swim Club NSW	0.70	1:57.32 Entry: 1:57.03	+0.29
	25m: 12.76 50m: 26.69 (13.93) 75m: 40.92 (14.23) 100m: 55.80 (14.88) 125m: 1:10.72 (14.92) 150m: 1:26.21 (15.49) 175m: 1:41.90 (15.69) 200m: 1:57.32 (15.42)					
45	 Bradley Searle	16	 United Swimming Club	0.61	1:57.49 Entry: 1:57.96	-0.47
	25m: 12.65 50m: 27.02 (14.37) 75m: 41.62 (14.60) 100m: 56.88 (15.26) 125m: 1:11.85 (14.97) 150m: 1:27.24 (15.39) 175m: 1:42.43 (15.19) 200m: 1:57.49 (15.06)					
46	 John Quirk	22	 North Shore Swimming Club	0.69	1:57.62 Entry: 1:58.17	-0.55
	25m: 13.04 50m: 26.82 (13.78) 75m: 41.09 (14.27) 100m: 55.87 (14.78) 125m: 1:10.98 (15.11) 150m: 1:26.50 (15.52) 175m: 1:42.29 (15.79) 200m: 1:57.62 (15.33)					
47	 Samuel Asmeta	17	 Howick Pakuranga	0.70	1:57.74 Entry: 1:59.13	-1.39
	25m: 12.97 50m: 27.39 (14.42) 75m: 42.24 (14.85) 100m: 57.17 (14.93) 125m: 1:12.43 (15.26) 150m: 1:27.59 (15.16) 175m: 1:42.91 (15.32) 200m: 1:57.74 (14.83)					
48	 Kase Glintmeyer	14	 Coast Swimming Club	0.69	1:57.86 Entry: 2:08.03	-10.17
	25m: 12.71 50m: 26.81 (14.10) 75m: 41.49 (14.68) 100m: 56.61 (15.12) 125m: 1:12.09 (15.48) 150m: 1:27.48 (15.39) 175m: 1:43.06 (15.58) 200m: 1:57.86 (14.80)					
49	 Jake Foster (V)	17	 UWA-West Coast Swimming Club	0.71	1:57.90 Entry: 1:59.73	-1.83
	25m: 12.59 50m: 27.13 (14.54) 75m: 41.82 (14.69) 100m: 56.74 (14.92) 125m: 1:11.88 (15.14) 150m: 1:27.47 (15.59) 175m: 1:43.17 (15.70) 200m: 1:57.90 (14.73)					
50	 Enoa Vial (V)	16	 Tahiti	0.78	1:57.99 Entry: 1:55.69	+2.30
	25m: 13.02 50m: 27.08 (14.06) 75m: 41.87 (14.79) 100m: 56.96 (15.09) 125m: 1:12.22 (15.26) 150m: 1:27.80 (15.58) 175m: 1:43.23 (15.43) 200m: 1:57.99 (14.76)					
51	 Sean Burke	16	 North Shore Swimming Club	0.68	1:58.23 Entry: 1:58.47	-0.24
	25m: 12.83 50m: 26.97 (14.14) 75m: 41.24 (14.27) 100m: 56.00 (14.76) 125m: 1:11.05 (15.05) 150m: 1:26.82 (15.77) 175m: 1:42.70 (15.88) 200m: 1:58.23 (15.53)					
52	 William Tye	14	 Nga Tai Tuatea a Taraika Swimm	0.72	1:58.27 Entry: 2:04.63	-6.36
	25m: 12.40 50m: 26.36 (13.96) 75m: 40.89 (14.53) 100m: 55.70 (14.81) 125m: 1:11.11 (15.41) 150m: 1:26.96 (15.85) 175m: 1:42.80 (15.84) 200m: 1:58.27 (15.47)					
53	 Zandre Herbst	14	 Whakatane Swimming Club	0.70	1:58.40 Entry: 2:02.18	-3.78
	25m: 12.63 50m: 27.05 (14.42) 75m: 41.83 (14.78) 100m: 56.87 (15.04) 125m: 1:12.28 (15.41) 150m: 1:27.89 (15.61) 175m: 1:43.68 (15.79) 200m: 1:58.40 (14.72)					
54	 Thomas Cave	15	 Aquagym Swimming Club	0.51	1:58.50 Entry: 1:59.87	-1.37
	25m: 13.42 50m: 28.15 (14.73) 75m: 42.90 (14.75) 100m: 57.94 (15.04) 125m: 1:13.18 (15.24) 150m: 1:28.24 (15.06) 175m: 1:43.67 (15.43) 200m: 1:58.50 (14.83)					
55	 Hans Haufe	17	 Northwave Swim Club	0.72	1:58.68 Entry: 1:56.02	+2.66
	25m: 12.52 50m: 26.71 (14.19) 75m: 41.65 (14.94) 100m: 56.82 (15.17) 125m: 1:12.31 (15.49) 150m: 1:28.02 (15.71) 175m: 1:43.70 (15.68) 200m: 1:58.68 (14.98)					
56	 Charlie Shivan	17	 Mt Maunganui Swimming Club	0.72	1:58.71 Entry: 1:58.53	+0.18
	25m: 12.94 50m: 27.39 (14.45) 75m: 42.28 (14.89) 100m: 57.58 (15.30) 125m: 1:12.95 (15.37) 150m: 1:28.28 (15.33) 175m: 1:43.67 (15.39) 200m: 1:58.71 (15.04)					
57	 Oscar Pedersen	16	 Coast Swimming Club	0.71	1:58.89 Entry: 2:00.65	-1.76

25m: 12.96 50m: 27.61 (14.65) 75m: 42.60 (14.99) 100m: 57.96 (15.36) 125m: 1:12.95 (14.99) 150m: 1:28.41 (15.46)
175m: 1:43.65 (15.24) 200m: 1:58.89 (15.24)



57  **Sam Li** 17  **Club 37** 0.65 **1:58.89**
Entry: 1:58.24 **+0.65**
25m: 13.18 50m: 27.83 (14.65) 75m: 43.01 (15.18) 100m: 58.31 (15.30) 125m: 1:13.22 (14.91) 150m: 1:28.28 (15.06)
175m: 1:43.77 (15.49) 200m: 1:58.89 (15.12)



59  **Jonathon Morphett (V)** 19  **UWA-West Coast Swimming Club** 0.72 **1:59.52**
Entry: 1:59.27 **+0.25**
25m: 13.17 50m: 27.58 (14.41) 75m: 42.23 (14.65) 100m: 57.53 (15.30) 125m: 1:12.75 (15.22) 150m: 1:28.53 (15.78)
175m: 1:44.09 (15.56) 200m: 1:59.52 (15.43)



60  **Ionatana BakerSefo** 18  **Pirates Swim Team** 0.71 **1:59.59**
Entry: 1:58.24 **+1.35**
25m: 12.53 50m: 26.87 (14.34) 75m: 41.50 (14.63) 100m: 56.24 (14.74) 125m: 1:11.45 (15.21) 150m: 1:27.17 (15.72)
175m: 1:43.38 (16.21) 200m: 1:59.59 (16.21)



61  **Ethan O'Mara** 17  **Coast Swimming Club** 0.69 **1:59.78**
Entry: 1:58.86 **+0.92**
25m: 13.08 50m: 27.49 (14.41) 75m: 42.25 (14.76) 100m: 57.27 (15.02) 125m: 1:12.70 (15.43) 150m: 1:28.39 (15.69)
175m: 1:44.19 (15.80) 200m: 1:59.78 (15.59)



62  **William Callow** 14  **Aquagym Swimming Club** 0.74 **1:59.87**
Entry: 2:00.19 **-0.32**
25m: 13.26 50m: 27.80 (14.54) 75m: 42.85 (15.05) 100m: 58.27 (15.42) 125m: 1:13.61 (15.34) 150m: 1:29.37 (15.76)
175m: 1:44.94 (15.57) 200m: 1:59.87 (14.93)



63  **Connor Webby** 16  **United Swimming Club** 0.63 **1:59.88**
Entry: 2:00.43 **-0.55**
25m: 13.16 50m: 27.50 (14.34) 75m: 42.63 (15.13) 100m: 58.03 (15.40) 125m: 1:13.52 (15.49) 150m: 1:29.34 (15.82)
175m: 1:44.93 (15.59) 200m: 1:59.88 (14.95)



64  **Charles Jessen** 15  **Kiwi West Aquatics** 0.68 **2:00.06**
Entry: 2:00.79 **-0.73**
25m: 12.96 50m: 27.32 (14.36) 75m: 42.16 (14.84) 100m: 57.25 (15.09) 125m: 1:12.54 (15.29) 150m: 1:28.42 (15.88)
175m: 1:44.24 (15.82) 200m: 2:00.06 (15.82)



65  **Zachary Horton** 14  **Jasi Swim Club** 0.66 **2:00.11**
Entry: 2:00.28 **-0.17**
25m: 13.14 50m: 27.87 (14.73) 75m: 43.21 (15.34) 100m: 58.68 (15.47) 125m: 1:14.25 (15.57) 150m: 1:30.05 (15.80)
175m: 1:45.68 (15.63) 200m: 2:00.11 (14.43)



66  **James Zhang** 14  **Parnell Swimming** 0.72 **2:00.18**
Entry: 2:05.67 **-5.49**
25m: 12.74 50m: 27.14 (14.40) 75m: 42.23 (15.09) 100m: 58.02 (15.79) 125m: 1:13.66 (15.64) 150m: 1:29.71 (16.05)
175m: 1:45.53 (15.82) 200m: 2:00.18 (14.65)



67  **Sheldon Hogan** 16  **Mt Maunganui Swimming Club** 0.72 **2:00.37**
Entry: 1:59.92 **+0.45**
25m: 13.15 50m: 27.70 (14.55) 75m: 42.58 (14.88) 100m: 57.73 (15.15) 125m: 1:12.98 (15.25) 150m: 1:28.72 (15.74)
175m: 1:44.68 (15.96) 200m: 2:00.37 (15.69)



68  **Hylton Stracey** 15  **Wharenui Swim Club** 0.68 **2:00.60**
Entry: 2:00.55 **+0.05**
25m: 12.99 50m: 27.53 (14.54) 75m: 42.77 (15.24) 100m: 58.13 (15.36) 125m: 1:13.88 (15.75) 150m: 1:29.73 (15.85)
175m: 1:45.30 (15.57) 200m: 2:00.60 (15.30)



69  **Faris Abdou** 15  **Wharenui Swim Club** 0.69 **2:00.78**
Entry: 2:02.45 **-1.67**
25m: 13.20 50m: 27.63 (14.43) 75m: 42.57 (14.94) 100m: 58.12 (15.55) 125m: 1:13.55 (15.43) 150m: 1:29.41 (15.86)
175m: 1:45.28 (15.87) 200m: 2:00.78 (15.50)



70  **Ewan O'Connor-Close** 16  **Pirates Swim Team** 0.80 **2:01.06**
Entry: 1:58.80 **+2.26**
25m: 13.12 50m: 27.46 (14.34) 75m: 42.32 (14.86) 100m: 57.54 (15.22) 125m: 1:13.27 (15.73) 150m: 1:28.96 (15.69)
175m: 1:44.94 (15.98) 200m: 2:01.06 (16.12)



71  **Corne Diener** 17  **St Paul's Swimming Club** 0.62 **2:01.32**
Entry: 2:00.43 **+0.89**
25m: 12.72 50m: 27.10 (14.38) 75m: 42.27 (15.17) 100m: 57.88 (15.61) 125m: 1:13.77 (15.89) 150m: 1:29.51 (15.74)
175m: 1:45.82 (16.31) 200m: 2:01.32 (15.50)









































72  **Isaac Wren** 15  **Hamilton Aquatics** 0.73 **2:01.53**
Entry: 1:59.56 **+1.97**
25m: 13.25 50m: 27.74 (14.49) 75m: 42.88 (15.14) 100m: 58.21 (15.33) 125m: 1:13.94 (15.73) 150m: 1:30.06 (16.12)
175m: 1:46.23 (16.17) 200m: 2:01.53 (15.30)

73  **Max Skehan** 17  **Blenheim Swimming Club** 0.74 **2:01.85**
Entry: 2:00.49 **+1.36**
25m: 12.50 50m: 26.65 (14.15) 75m: 40.95 (14.30) 100m: 55.60 (14.65) 125m: 1:10.64 (15.04) 150m: 1:26.46 (15.82)
175m: 1:44.22 (17.76) 200m: 2:01.85 (17.63)



74  **William McFarlane** 17  **Kiwi ASC** 0.75 **2:02.31**
Entry: 1:59.78 **+2.53**
25m: 13.61 50m: 28.28 (14.67) 75m: 43.34 (15.06) 100m: 58.74 (15.40) 125m: 1:14.50 (15.76) 150m: 1:30.47 (15.97)
175m: 1:46.75 (16.28) 200m: 2:02.31 (15.56)



75  **Luke Thompson** 15  **Aquagym Swimming Club** 0.62 **2:02.35**
Entry: 2:05.01 **-2.66**
25m: 13.08 50m: 27.99 (14.91) 75m: 43.24 (15.25) 100m: 59.00 (15.76) 125m: 1:14.75 (15.75) 150m: 1:31.28 (16.53)
175m: 1:47.05 (15.77) 200m: 2:02.35 (15.30)



76  **Caign Boonen** 17  **St Paul's Swimming Club** 0.69 **2:02.40**
Entry: 1:55.21 **+7.19**
25m: 12.63 50m: 26.99 (14.36) 75m: 41.67 (14.68) 100m: 57.59 (15.92) 125m: 1:13.85 (16.26) 150m: 1:30.02 (16.17)
175m: 1:46.64 (16.62) 200m: 2:02.40 (15.76)



77	 Henry Wang	15	 United Swimming Club	0.62	2:02.52 Entry: 2:04.34 -1.82
	25m: 13.24 50m: 27.75 (14.51) 75m: 43.06 (15.31) 100m: 58.88 (15.82) 125m: 1:14.79 (15.91) 150m: 1:30.99 (16.20) 175m: 1:47.23 (16.24) 200m: 2:02.52 (15.29)				
78	 Simios Tukia	15	 St Paul's Swimming Club	0.81	2:02.63 Entry: 2:01.33 +1.30
	25m: 13.04 50m: 27.28 (14.24) 75m: 42.28 (15.00) 100m: 58.11 (15.83) 125m: 1:14.17 (16.06) 150m: 1:30.50 (16.33) 175m: 1:46.93 (16.43) 200m: 2:02.63 (15.70)				
79	 Manson Meng	14	 Waitakere Swimming Club	0.66	2:02.71 Entry: 2:00.20 +2.51
	25m: 12.81 50m: 27.15 (14.34) 75m: 41.97 (14.82) 100m: 57.36 (15.39) 125m: 1:13.11 (15.75) 150m: 1:29.39 (16.28) 175m: 1:46.15 (16.76) 200m: 2:02.71 (16.56)				
80	 Ethan Stocks	17	 Roskill Swimming Club	0.70	2:02.80 Entry: 1:58.47 +4.33
	25m: 12.67 50m: 26.84 (14.17) 75m: 41.63 (14.79) 100m: 56.99 (15.36) 125m: 1:13.28 (16.29) 150m: 1:30.24 (16.96) 175m: 1:46.82 (16.58) 200m: 2:02.80 (15.98)				
81	 Grayson Swanepoel	15	 Coast Swimming Club	0.69	2:02.82 Entry: 2:03.53 -0.71
	25m: 12.57 50m: 26.95 (14.38) 75m: 42.28 (15.33) 100m: 58.01 (15.73) 125m: 1:14.17 (16.16) 150m: 1:30.54 (16.37) 175m: 1:47.24 (16.70) 200m: 2:02.82 (15.58)				
82	 Harvey Revell	14	 Nga Tai Tuatea a Taraika Swimm	0.69	2:02.83 Entry: 2:05.87 -3.04
	25m: 13.66 50m: 28.69 (15.03) 75m: 44.39 (15.70) 100m: 1:00.42 (16.03) 125m: 1:15.99 (15.57) 150m: 1:31.98 (15.99) 175m: 1:47.68 (15.70) 200m: 2:02.83 (15.15)				
83	 Jack Barton	17	 North Shore Swimming Club	0.76	2:02.85 Entry: 1:58.09 +4.76
	25m: 13.10 50m: 27.44 (14.34) 75m: 42.44 (15.00) 100m: 58.36 (15.92) 125m: 1:14.38 (16.02) 150m: 1:30.61 (16.23) 175m: 1:47.18 (16.57) 200m: 2:02.85 (15.67)				
84	 Caden Fuatimau	15	 Parnell Swimming	0.72	2:03.09 Entry: 2:05.24 -2.15
	25m: 13.59 50m: 28.49 (14.90) 75m: 43.60 (15.11) 100m: 59.18 (15.58) 125m: 1:14.59 (15.41) 150m: 1:30.94 (16.35) 175m: 1:47.54 (16.60) 200m: 2:03.09 (15.55)				
85	 Connor Mahoney	13	 Mt Eden Swimming	0.73	2:03.12 Entry: 2:11.54 -8.42
	25m: 13.29 50m: 28.28 (14.99) 75m: 43.56 (15.28) 100m: 59.47 (15.91) 125m: 1:15.28 (15.81) 150m: 1:31.36 (16.08) 175m: 1:47.33 (15.97) 200m: 2:03.12 (15.79)				
86	 JingYang Chua	15	 Pukekohe Swimming Club	0.73	2:03.45 Entry: 2:05.01 -1.56
	25m: 12.82 50m: 27.53 (14.71) 75m: 42.96 (15.43) 100m: 58.70 (15.74) 125m: 1:14.90 (16.20) 150m: 1:31.42 (16.52) 175m: 1:47.97 (16.55) 200m: 2:03.45 (15.48)				
87	 Rick Zhao	15	 Howick Pakuranga	0.65	2:03.47 Entry: 2:01.31 +2.16
	25m: 12.69 50m: 27.07 (14.38) 75m: 42.01 (14.94) 100m: 57.66 (15.65) 125m: 1:13.82 (16.16) 150m: 1:30.46 (16.64) 175m: 1:47.21 (16.75) 200m: 2:03.47 (16.26)				
88	 Oliver Pepers	16	 Mt Maunganui Swimming Club	0.73	2:03.51 Entry: 2:02.64 +0.87
	25m: 13.29 50m: 27.81 (14.52) 75m: 43.31 (15.50) 100m: 59.14 (15.83) 125m: 1:15.18 (16.04) 150m: 1:31.52 (16.34) 175m: 1:47.76 (16.24) 200m: 2:03.51 (15.75)				
89	 Naherehau Yun Teauroa (V)	13	 Tahiti	0.71	2:03.76 Entry: 2:15.05 -11.29
	25m: 13.27 50m: 27.80 (14.53) 75m: 43.34 (15.54) 100m: 59.17 (15.83) 125m: 1:15.38 (16.21) 150m: 1:32.14 (16.76) 175m: 1:48.69 (16.55) 200m: 2:03.76 (15.07)				
90	 Justin Wang	15	 Porirua City Aquatics	0.73	2:04.31 Entry: 2:04.72 -0.41
	25m: 13.23 50m: 28.05 (14.82) 75m: 43.22 (15.17) 100m: 59.15 (15.93) 125m: 1:15.20 (16.05) 150m: 1:32.06 (16.86) 175m: 1:48.58 (16.52) 200m: 2:04.31 (15.73)				
91	 Lachlan Collins	15	 St Paul's Swimming Club	0.72	2:04.39 Entry: 2:05.05 -0.66
	25m: 13.52 50m: 28.66 (15.14) 75m: 43.86 (15.20) 100m: 1:00.03 (16.17) 125m: 1:16.19 (16.16) 150m: 1:32.72 (16.53) 175m: 1:48.94 (16.22) 200m: 2:04.39 (15.45)				
92	 Louie Azevedo	15	 Dannevirke Swimming Club	0.74	2:04.75 Entry: 2:03.64 +1.11
	25m: 13.45 50m: 27.90 (14.45) 75m: 43.00 (15.10) 100m: 58.32 (15.32) 125m: 1:14.20 (15.88) 150m: 1:30.50 (16.30) 175m: 1:47.52 (17.02) 200m: 2:04.75 (17.23)				
93	 Zachary Alexander	18	 Nga Tai Tuatea a Taraika Swimm	0.69	2:04.79 Entry: 1:58.10 +6.69
	25m: 12.51 50m: 27.09 (14.58) 75m: 42.35 (15.26) 100m: 58.24 (15.89) 125m: 1:14.50 (16.26) 150m: 1:31.31 (16.81) 175m: 1:48.18 (16.87) 200m: 2:04.79 (16.61)				
94	 Fletcher Cummings	13	 Liz van Welie Aquatics	0.77	2:05.24 Entry: 2:05.99 -0.75
	25m: 13.50 50m: 28.66 (15.16) 75m: 44.45 (15.79) 100m: 1:00.76 (16.31) 125m: 1:17.10 (16.34) 150m: 1:33.80 (16.70) 175m: 1:49.58 (15.78) 200m: 2:05.24 (15.66)				
95	 Kaeto Sasamoto	15	 Enterprise Swim Team	0.66	2:05.75 Entry: 2:03.51 +2.24
	25m: 13.67 50m: 28.81 (15.14) 75m: 44.26 (15.45) 100m: 59.85 (15.59) 125m: 1:16.01 (16.16) 150m: 1:32.84 (16.83) 175m: 1:49.61 (16.77) 200m: 2:05.75 (16.14)				
96	 Harry Lynn	15	 Liz van Welie Aquatics	0.71	2:05.82 Entry: 2:02.91 +2.91



25m: 13.35 50m: 28.34 (14.99) 75m: 43.98 (15.64) 100m: 1:00.17 (16.19) 125m: 1:16.36 (16.19) 150m: 1:32.79 (16.43)
175m: 1:49.64 (16.85) 200m: 2:05.82 (16.18)



97	 Jayden Lee	14	 Wharenui Swim Club	0.70	2:06.99 Entry: 2:03.90 +3.09
25m: 13.28 50m: 28.09 (14.81) 75m: 43.70 (15.61) 100m: 59.71 (16.01) 125m: 1:16.22 (16.51) 150m: 1:33.14 (16.92) 175m: 1:50.28 (17.14) 200m: 2:06.99 (16.71)					



98	 Calvin Zhang	14	 Parnell Swimming	0.75	2:07.18 Entry: 2:09.12 -1.94
25m: 13.55 50m: 28.65 (15.10) 75m: 44.57 (15.92) 100m: 1:00.77 (16.20) 125m: 1:16.93 (16.16) 150m: 1:33.74 (16.81) 175m: 1:50.52 (16.78) 200m: 2:07.18 (16.66)					



99	 Evan Fang	13	 Howick Pakuranga	0.77	2:07.57 Entry: 2:06.23 +1.34
25m: 13.48 50m: 28.67 (15.19) 75m: 44.49 (15.82) 100m: 1:00.71 (16.22) 125m: 1:17.68 (16.97) 150m: 1:35.10 (17.42) 175m: 1:51.89 (16.79) 200m: 2:07.57 (15.68)					



100	 Clark Emanuel	14	 Selwyn Swim Club	0.74	2:08.17 Entry: 2:07.20 +0.97
25m: 13.87 50m: 29.08 (15.21) 75m: 45.07 (15.99) 100m: 1:01.42 (16.35) 125m: 1:18.17 (16.75) 150m: 1:35.19 (17.02) 175m: 1:51.99 (16.80) 200m: 2:08.17 (16.18)					



101	 Steve Zhang	13	 Coast Swimming Club	0.67	2:08.68 Entry: 2:10.54 -1.86
25m: 14.03 50m: 29.73 (15.70) 75m: 45.98 (16.25) 100m: 1:02.09 (16.11) 125m: 1:18.71 (16.62) 150m: 1:35.39 (16.68) 175m: 1:52.55 (17.16) 200m: 2:08.68 (16.13)					



102	 Alexander McElrea	14	 Pirates Swim Team	0.72	2:08.93 Entry: 2:09.04 -0.11
25m: 13.55 50m: 28.51 (14.96) 75m: 44.27 (15.76) 100m: 1:00.62 (16.35) 125m: 1:17.40 (16.78) 150m: 1:34.58 (17.18) 175m: 1:52.01 (17.43) 200m: 2:08.93 (16.92)					



103	 Jacob Forbes	14	 North Shore Swimming Club	0.68	2:08.94 Entry: 2:07.65 +1.29
25m: 13.53 50m: 28.44 (14.91) 75m: 44.45 (16.01) 100m: 1:01.03 (16.58) 125m: 1:17.83 (16.80) 150m: 1:35.13 (17.30) 175m: 1:52.57 (17.44) 200m: 2:08.94 (16.37)					



104	 Malachy Adams (V)	13	 Tahiti	0.83	2:09.02 Entry: 2:11.52 -2.50
25m: 14.17 50m: 29.43 (15.26) 75m: 45.54 (16.11) 100m: 1:02.07 (16.53) 125m: 1:18.95 (16.88) 150m: 1:36.20 (17.25) 175m: 1:53.30 (17.10) 200m: 2:09.02 (15.72)					



105	 Jakob Alexander	13	 Enterprise Swim Team	0.66	2:09.03 Entry: 2:10.33 -1.30
25m: 13.81 50m: 29.12 (15.31) 75m: 45.26 (16.14) 100m: 1:01.80 (16.54) 125m: 1:18.50 (16.70) 150m: 1:35.52 (17.02) 175m: 1:52.34 (16.82) 200m: 2:09.03 (16.69)					


106	 Lucas Wong	13	 Howick Pakuranga	0.66	2:09.21 Entry: 2:07.39 +1.82
25m: 13.43 50m: 28.51 (15.08) 75m: 44.16 (15.65) 100m: 1:00.28 (16.12) 125m: 1:16.93 (16.65) 150m: 1:34.28 (17.35) 175m: 1:51.98 (17.70) 200m: 2:09.21 (17.23)					



107	 Jesu Yu	13	 North Shore Swimming Club	0.66	2:12.55 Entry: 2:14.48 -1.93
25m: 13.84 50m: 29.25 (15.41) 75m: 45.89 (16.64) 100m: 1:02.98 (17.09) 125m: 1:20.31 (17.33) 150m: 1:38.24 (17.93) 175m: 1:55.85 (17.61) 200m: 2:12.55 (16.70)					

108	 Edward Garbutt	13	 Wharenui Swim Club	0.89	2:12.90 Entry: 2:10.90 +2.00
25m: 13.86 50m: 28.97 (15.11) 75m: 44.94 (15.97) 100m: 1:01.68 (16.74) 125m: 1:19.44 (17.76) 150m: 1:37.46 (18.02) 175m: 1:55.80 (18.34) 200m: 2:12.90 (17.10)					

109	 Aaron Qiao	13	 Howick Pakuranga	0.69	2:13.50 Entry: 2:14.83 -1.33
25m: 14.17 50m: 29.65 (15.48) 75m: 45.82 (16.17) 100m: 1:02.65 (16.83) 125m: 1:19.98 (17.33) 150m: 1:37.90 (17.92) 175m: 1:55.87 (17.97) 200m: 2:13.50 (17.63)					

110	 Felix Mariano	13	 Roskill Swimming Club	0.66	2:13.87 Entry: 2:14.09 -0.22
25m: 14.16 50m: 30.10 (15.94) 75m: 46.42 (16.32) 100m: 1:03.72 (17.30) 125m: 1:20.98 (17.26) 150m: 1:38.70 (17.72) 175m: 1:56.53 (17.83) 200m: 2:13.87 (17.34)					

111	 James Hollywood	13	 Dannevirke Swimming Club	0.79	2:14.74 Entry: 2:12.93 +1.81
25m: 14.04 50m: 29.77 (15.73) 75m: 46.75 (16.98) 100m: 1:04.45 (17.70) 125m: 1:21.34 (16.89) 150m: 1:39.29 (17.95) 175m: 1:57.60 (18.31) 200m: 2:14.74 (17.14)					

112	 Jonathan Cui	13	 SwimZone Racing	0.75	2:14.99 Entry: 2:16.08 -1.09
25m: 14.64 50m: 31.23 (16.59) 75m: 48.23 (17.00) 100m: 1:05.82 (17.59) 125m: 1:23.33 (17.51) 150m: 1:41.01 (17.68) 175m: 1:58.58 (17.57) 200m: 2:14.99 (16.41)					

-	 Noah Pronk (V)	19	 South Australia		DNS
---	--	----	---	--	-----